


Bumpers, Dock Lights, Wheel Chocks & More

PIONEER provides a variety of additional products for the dock environment.



Bumpers – Laminated and molded rubber construction available in a broad array of sizes and shapes to fit your particular needs.

Dock Lights – Double strut or adjustable folding arm design in standard lengths up to 90". New, lighter polycarbonate lamp head won't dent and remains cool to the touch for easier positioning. Optional fan attachment available.


Wheel Chocks – Long-lasting molded rubber design can be chained to the dock. Laminated models are also available.



Protective Railing – New! Bollards, Corner Guards, Post & Door Track protectors and Safety Railing for added safety and protection in the dock area.

PIONEER offers a complete line of finely crafted, technologically advanced loading dock equipment, including **Mechanical** and **Hydraulic Pit Levelers**, **Edge-of-Dock** and **Top-of-Dock Levelers**, **Portable Dock Boards**, **Vehicle Restraints**, **Dock Seals** and **Shelters**, and other quality accessories. Just call us toll free for personal, professional customer assistance and responses to all of your product needs.

toll free
1-800-251-3382



Also available ...
Pallet Pullers and Wheel Risers.

Warranty:

Dock seals and shelters are guaranteed against defects in material and workmanship for (1) one year.

Pioneer accepts full responsibility for the cost of materials, labor, and freight for any warranty claim and reserves the right to either repair or replace any defective parts.

PIONEER MANUFACTURING, INC. SHALL NOT BE LIABLE FOR THE LOSS OF USE OF ANY EQUIPMENT OR INCIDENTAL DAMAGES. PIONEER EXPRESSLY DISCLAIMS ANY AND ALL IMPLIED WARRANTIES.

Fine Craftsmanship. Solid Engineering. | Providing more than 20 years of customer satisfaction.



Dock Seals and Shelters



Rugged. Dependable. PIONEER.

Dealer Locations

PIONEER Loading Dock Equipment is available nationwide. For the location of your nearest PIONEER Dealer, call us toll free at 1-800-251-3382.



Rugged. Dependable. PIONEER.

P.O. Box 338 • Spring Hill, Tennessee 37174
phone: 931-486-2296 • fax: 931-486-0316 • www.pioneerleveler.com

www.pioneerleveler.com

Dock Seals

Dock Shelters

Pressure-treated lumber and full length yellow guide stripes are standard with all PIONEER Dock Seals.



- P Series**
Model P Polyurethane Foam
- Maximum energy savings—weather-tight closure
 - 100% lock-stitched seams—double-stitched seams on Wear Shingle models
 - All models use highest grade of materials available
 - Fabric weight protection from 40 oz. to 140 oz.



- PF Series**
Model PF Head Curtain (in lieu of head pad)
- Non-sagging head curtain design utilizes 3/4" galvanized pipe for front edge support
 - Hybrid design head curtain with foam layer (4" or 1") on curtain plus extra fabric cover (optional)
 - Custom design available for special sealing needs
 - Most effective for doors of oversize height



- PA Series**
Model PA Adjustable Head Pad
- Metal hoods recommended with these models*
- Full-range manual adjustment with center pull-down strap
 - Single weighted counterbalanced adjustment
 - Full 36" of head pad vertical movement to service a wide range of truck heights



- L Pad Series**
Model (L)
- Allows full access to rear of trailer.
 - Side pads provide shelter like wiper action, yet seal the sides of the trailer



- Dura Seal**
Extended Warranty Dock Seal
- LTA material (our high tear PX420) base materials
 - 8" Exposure wear pleats
 - 20" wide, PX420 wear pleats on the corners of the head pad. On head curtain models the wear pleats are the same width as the side pad. Helps protect in case of mis-spotted trailers.
 - PX420 inside wear face on bottom 48" of each side pad. Protects against forklift/pallet damage.
 - **Three (3) Year Warranty**



- R Series**
Model R Rigid Frame Truck Shelters
- Raked cut header on all rigid wood frame models allows for water runoff
 - Side and top curtain wiper action allows for full access to rear of truck
 - Automatic variable truck height coverage from 11' to 13' 6"
 - Heavy duty structural channel bumpers for protection and support




- F Series**
Model F Flexible Truck Shelters
- Metal hoods recommended with these models*
- Choose from four (4) flexible models
 - All spring loaded for snug fit to trailer
 - Corrosion-resistant steel framing
 - Reinforced wear areas for lasting durability
- X Series**
Model X Rail Shelters
Also Available

Optional Features and Equipment



Galvanized Metal Hood for overhead protection of seals and flexible shelters



Common Member Units – Seals or Rigid Shelters for dock doors that are closer than standard




Blockouts for extra protection when full projection foam is not desirable



Larger Head Pad Height for high doors and broader range of truck heights


Tapered Units for inclined or declined truck approaches



Inclined

Declined

Wear Shingles add years of extra life to seals



S4 (4" exposure)



S8 (8" exposure)



S16 (16 1/2" exposure)

Summary Of Fabric Properties & Colors

Fabrics: Coated	Properties				Colors				
	Tongue Tier Meth. 5134.1	Abrasion Resistance	Grab Tensile	Cold Test (-40°F)					
PX420	200 x 200	10,000 Cycles	630 x 610	Pass					
22 oz. Vinyl	150 x 150	1000 Cycles	500 x 470	Pass					
40 oz. Vinyl	150 x 150	2500 Cycles	450 x 300	Pass					
16 oz. Hypalon	75 x 65	300 Cycles	500 x 500	Pass					
40 oz. Hypalon	75 x 75	3000 Cycles	450 x 450	Pass					
45 oz. Neoprene	50 x 50	1000 Cycles	400 x 400	Pass					

Note: For actual fabric samples or availability of colors not shown, contact your local PIONEER Dealer.